

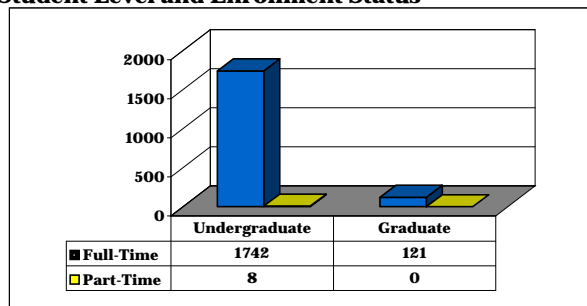


UC Merced opened September 5, 2005, as the 10th campus in the University of California system and the first American research university of the 21st century. The campus significantly expands access to the UC system for students throughout the state, with a special mission to increase college-going rates among students in the San Joaquin Valley. It also serves as a major base of advanced research and as a stimulus to economic growth and diversification throughout the region. Situated near Yosemite National Park, the university is expected to grow rapidly, topping out at about 25,000 students within 30 years.

Student Characteristics (Fall 2007) [More](#)

TOTAL NUMBER OF STUDENTS **1,871**

Student Level and Enrollment Status



UNDERGRADUATE PROFILE

Total **1,750**

Gender

Women	840	47%
Men	910	53%

Race/Ethnicity

African American / Black	109	6%
American Indian / Alaskan Native	14	1%
Asian / Pacific Islander	585	34%
Hispanic	510	29%
White	429	25%
International	17	1%
Race/Ethnicity Unknown	86	5%

Geographic Distribution

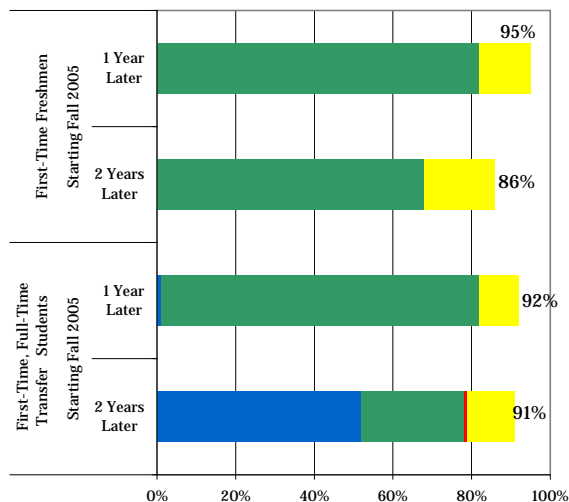
California	1,715	98%
Other US	27	2%
Other Countries	8	0%

Age

Average Age	20
Percent of Undergraduates Age 25 or Older	4%

Undergraduate Success & Progress Rates [More](#)

■ Graduated from UC Merced ■ Still Enrolled at UC Merced
 ■ Graduated at Another Institution ■ Still Enrolled at Another Institution



An 86% two-year success and progress rate means that 86% of students starting in Fall 2005 either graduated or are still enrolled at a higher education institution two years later.

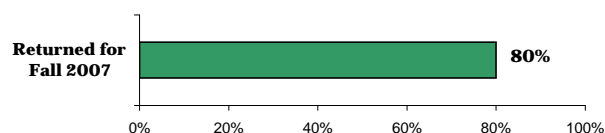
Counts for the Fall 2005 entering class shown in the graph above.

- 706 First-Time Full-Time Freshmen
- 130 First-Time Full-Time Transfer Students

2006-07 Graduates Average Time to Degree

Transfer Students:
4.16 enrolled semesters (2.08 years)

Retention of Fall 2006 First-Time, Full-Time Freshmen Students

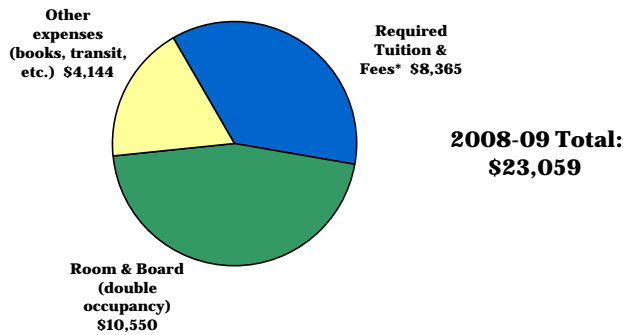


UC Merced Profile

Choosing the right college to attend is an important personal decision. Among the factors that college-seeking students and their families consider in their decision-making are size and characteristics of student population, the academic success and progress rates of current students, faculty contact, educational and research opportunities, costs/financial assistance, social/recreational opportunities, location, and campus resources. This document provides information in a similar format to other campus profiles for ease in comparing colleges across the country. We hope that this helps prospective students find the college that best matches their interests, abilities, and personal as well as educational goals.

Costs of Attendance & Financial Aid [More](#)

Typical Undergraduate Cost per Year without Financial Aid (Full-Time, In-State Students Living On Campus)



* Includes student health insurance costs of \$616 which can be waived if student is covered by another health plan.

[CLICK HERE for more details on 2008-09 Tuition and Fees.](#)

Financial Aid Awarded to Undergraduates

(All figures below exclude Parent Loans.)

Overall Financial Aid

• 75% of Fall 2007 UC Merced undergraduates received financial aid (including student and parent loans); average award was \$13,931.

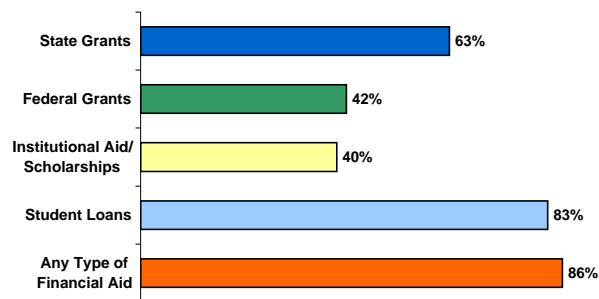
Need-Based Grants and Scholarships

• 61% of Fall 2007 UC Merced undergraduates received family income-based grants or scholarships; average award was \$10,828. 42% of UCM undergraduates were designated low income by the Federal government and received federal Pell Grants.

Loans

77% of Fall 2007 UC Merced undergraduates were awarded loans; average loan amount was \$4,329.

Percent of Fall 2007 Full-Time, First-Time Freshmen Receiving Each Type of Financial Aid

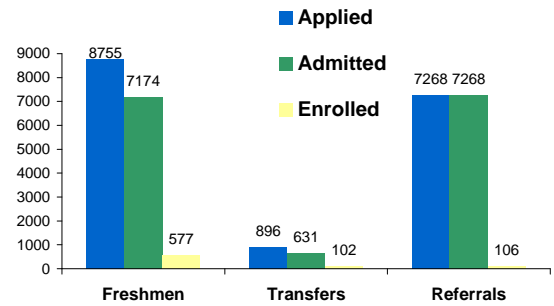


Note: Students may receive aid from more than one source.

Note: Grants and Scholarships are gift aid awards that do not have to be repaid by students.

Undergraduate Admissions [More](#)

Fall 2007 Applicants, Admits and Enrollees



Referral applicants are UC eligible students who are not admitted to their first choice of campus due to space limitations.

Test(s) Required for Admission: SAT or ACT

Middle 50% of Score Range

50% of enrolled students have test scores in the following ranges. 25% have scores above and 25% have scores below.

Entering New Freshmen SAT Scores

Math	480-610
Critical Reading	440-570
Writing	440-570

Middle 50% of Score Range

Freshmen High School GPA (4.4 point scale)	3.2 - 3.7
Transfer Student GPA (4.0 point scale)	2.6 - 3.4

Areas of Study & Degrees [More](#)

UC Merced offers 19 majors and 17 minors.
[For a complete list](#)
[CLICK HERE](#)

Degrees Awarded at UC Merced in 2006-07

Bachelor's	63
Master's	2
Doctoral	0
Professional (e.g., Law, Medicine)	0
Total	65

Majors at UC Merced with the Largest Number of Undergraduate Degrees Awarded in 2006-07

Psychology	43%
Biological Sciences	30%
Environmental Engineering	8%
World Cultures & History	6%
Computer Science & Engineering	5%
All other degree areas	8%
Total	100%

Student Research & Academic Excellence

The undergraduate experience at UC Merced includes abundant opportunities to interact with world-class faculty and graduate students involved in research in nearly any discipline. The advantage to students who are interested in pursuing graduate or professional school education is extraordinary. Consider the value of classroom experiences that include graduate student participation (as many upper-division courses do) or the numerous opportunities for undergraduates to actively take part in ground-breaking research.

Undergraduate Research Opportunities

Examples of UC Merced undergraduate research programs:

Natural Resources/Ecosystems: Students can study the effects of population growth, air quality, fire ecology, resource management and policy, biodiversity and climate change in the nearby Sierra Nevada mountains.

Cultural impacts: Students can study evolving and competing images of California, agriculture and society, and the role of economics, religion, and the arts in the formation of the individual and societal local, regional and national identities.

Health Sciences: Students can study how human health links with the health of the environment in such areas as stem cell biology, infectious disease and bioengineering.

Natural
Sciences

Health
Sciences

Stem Cell
Research



Distinguished Faculty

[More](#)

UC Merced's 148 faculty members have a wide range of interdisciplinary research interests beginning with the campus' signature research centers: the Sierra Nevada Research Institute, the Merced Energy Research Institute, and the Biomedical Sciences Research Institute. Faculty expertise includes hydrology, solar power technologies, stem cell biology, infectious disease, biodiversity and global climate change, air and water quality, and population health. Partnerships with other UC campuses and with entities such as Lawrence Livermore National Laboratory, Sequoia and Kings Canyon National Parks, and Yosemite National Park enhance education and research at UC Merced.

68% of Merced seniors have assisted faculty with research or creative projects.
(UCUES Survey, 2008)

Graduate Education

[More](#)

UC Merced is building a world-class faculty and partnerships with Yosemite National Park, Sequoia/Kings Canyon National Parks and Lawrence Livermore National Laboratory.

Providing students with innovative projects and hands-on experience are central themes in the approach to learning at UC Merced. Students are invited to explore emerging areas of knowledge and have unparalleled access to UC Merced's distinguished faculty and state-of-the-art facilities.

Library Resources

[More](#)

The UC Merced Library provides access to 21,000 online journals, 300 databases and 150,000 e-books. The library has an on-site collection of 65,000 books supplemented by ready access to the entire University of California collection of approximately 36 million volumes. Some 250 laptop computers are available for checkout in the library and there is wireless connectivity throughout the Library building.

Research Centers & Institutes

[More](#)

[Sierra Nevada Research Institute](#)

SNRI experts in the natural sciences, engineering and policy sciences work together to address resource-related questions for the Sierra Nevada and the Central Valley of California, exploring fields like hydrology, fire science, ecology and climate change.

[Energy Research Institute](#)

Rising energy prices and the impact of fossil fuels on the environment are driving increased research of renewable energy supply systems. UC Merced is developing novel solutions for a reliable, cost-competitive and environmentally friendly energy system. As part of an international community of energy experts, UC Merced is positioned to develop new technologies that challenge the status quo of the current energy economic system.

[Center for Computational Biology](#)

The Center for Computational Biology (CCB) is a new research and education center at UC Merced. The center sponsors multidisciplinary scientific projects in which biological understanding is guided by computational modeling. The center also facilitates the development and dissemination of undergraduate and graduate course materials based on the latest research in computational biology.

UC Merced Profile

The UC Merced Community

[More](#)

The University of California, Merced is committed to learning, teaching and serving the people of the San Joaquin Valley, California, the nation and the world through excellence in education, research and public service. We strive to provide educational opportunities for all.

- * We celebrate the spirit of academic excellence and strive to promote our University and its strengths through our daily interactions with students, staff, faculty and the community at large.
- * We maintain a working and learning environment based on integrity, fairness, cooperation, professionalism and respect.
- * We are a community comprised of individuals with multiple cultures, lifestyles and beliefs. We celebrate this diversity for the breadth of ideas and perspectives it brings.
- * We value the creativity of students, staff and faculty and acknowledge both their individual and collaborative achievements.
- * We encourage health and wellness and strive to develop a sense of environmental responsibility and stewardship among all the members of our community.
- * We are committed to achieving tolerance in our community. All persons - - faculty, staff and students - - regardless of background or lifestyle should participate and work together in a collegial atmosphere that we strive to make free of any and all acts of discrimination or harassment.
- * We respect, support and value the civil and respectful expression of individual beliefs and opinions.



Study at UC Merced

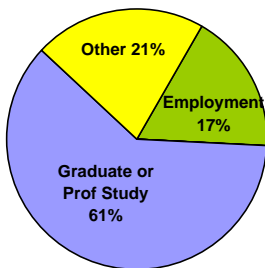
Classroom Environment

Students per Faculty	14 to 1
Undergraduate classes with fewer than 30 students	58%
Undergraduate classes with fewer than 50 students	76%

Instructional Faculty

Total Full-time Instructional Faculty	118
% Women Faculty	34%
% Faculty from Minority Groups	25%
% Faculty with Ph.D. or Equivalent	84%

Future Plans of Spring, 2008 Seniors (based on UCUES results)



[CLICK HERE](#) for information on survey administration, sample and response rates.

Student Housing

UC Merced guarantees housing to all new freshmen. 85% of the incoming freshmen in Fall 2007 lived on-campus.

Campus Safety [More](#)

The UC Merced Police Department provides high-quality, professional crime prevention, protection, and law enforcement services to maintain and promote human safety and the security of property for the Merced campus and its associated locations. The department facilitates the achievement of the academic, research and public service missions of the University through its safety and security programs, protection of individual rights, and reduction of fear of crime. This is accomplished through the direct provision of traditional law enforcement and emergency services and the design and delivery of pro-active educational, outreach and crime prevention programs for a broad and diverse campus.

[CLICK HERE](#) for more information and safety reports



UC Merced Profile

Student Experiences & Perceptions

Students who are actively involved in their own learning and development are more likely to be successful in college. Colleges and universities offer students a wide variety of opportunities both inside and outside the classroom to become engaged with new ideas, people, and experiences. Institutions measure the effectiveness of these opportunities in a variety of ways to better understand what types of activities and programs students find the most helpful.

The following are selected responses from the 2007-08 University of California Undergraduate Experience Survey (UCUES). The questions have been grouped together in categories that are known to contribute to student learning and development. The results reported below are based on the responses of UC Merced juniors who participated in the survey.

[CLICK HERE](#) for information about UCUES methodology and results for the entire UC system.

Satisfaction percentages are a combination of "very satisfied", "satisfied" and "somewhat satisfied" student responses. Student experience percentages are a combination of "very often", "often", "somewhat often" and "occasionally" responses. Students with a "rarely" response are excluded.

Of seniors who took the UC Undergraduate Experience Survey in 2008:

Group Learning Experiences

- 86% worked outside of class on class projects or studied with classmates
- 22% spent at least 6 hours per week participating in student organizations or clubs
- 87% helped a classmate better understand course material

Active Learning Experiences

- 78% reported making class presentations
- 93% spent at least 6 hours per week studying or on other academic activities outside of class
- 63% enrolled in at least one independent research course
- 13% participated in a study abroad program
- 41% participated in an internship
- 68% assisted faculty with research or a creative activity

Institutional Commitment to Student Learning and Success

- 87% were satisfied with advising by faculty on academic matters
- 64% were satisfied with advising by college staff on academic matters
- 52% were satisfied with the availability of courses needed for graduation
- 88% reported raising their standards for acceptable effort due to the high standards of a faculty member

Student Satisfaction

- 76% were satisfied with the value of their education for the price they paid
- 88% were satisfied with their overall academic experience
- 86% would choose to attend this institution again
- 87% reported that their campus had a strong commitment to undergraduate education

Experiences with Diverse Groups of People and Ideas

- 96% rated their ability to appreciate, tolerate, or understand racial and ethnic diversity as good or better
- 86% rated their ability to appreciate cultural and global diversity as good or better

Student Interaction with Campus Faculty and Staff

- 82% sought academic help from an instructor or tutor
- 85% talked with an instructor outside of class about course material
- 49% worked with a faculty member on a campus activity other than coursework

Alumni & Graduating Senior Survey

In the near future, this section will contain the results of alumni and graduating senior survey results.

Learning Outcomes

The University of California's Academic Planning Council has approved a Spring 2008 recommendation made by the Undergraduate Education Planning Group to create two task forces charged with identifying learning outcome measures that are appropriate for research university undergraduates. The Undergraduate Educational Effectiveness Task Force will advise UC campuses about assessment measures, measurement processes, and communication of assessment results. The Postgraduate Outcomes Task Force will recommend a method for identifying and evaluating the impacts of a UC undergraduate education after students graduate. Both task forces will help guide UC Merced in the assessment of the campus' learning goals for undergraduates and help us obtain comparative benchmark data from our sister UC campuses. Measures identified by these task forces, which include members of the UC Academic Senate, will be included in future generations of this UC Merced Profile.

Of juniors during spring 2008 who began college as freshmen at UC Merced...

	<u>as Freshmen</u>	<u>as Juniors</u>
Rated their Analytical/Critical Thinking Skills as <i>Very Good or Excellent</i> :	18%	65%
Rated their Writing Skills as <i>Very Good or Excellent</i> :	14%	55%
Rated their Understanding of a Specific Field of Study as <i>Very Good or Excellent</i> :	12%	70%
Rated their Comprehension of Academic Material as <i>Very Good or Excellent</i> :	18%	61%
Rated their Quantitative (Mathematical & Statistical) Skills as <i>Very Good or Excellent</i> :	10%	33%
Rated their Understanding of International Perspectives as <i>Very Good or Excellent</i> :	16%	50%
Rated their Leadership Skills as <i>Very Good or Excellent</i> :	19%	64%
Rated their Ability to Prepare and Make a Presentation as <i>Very Good or Excellent</i> :	19%	60%
Rated their Interpersonal Skills as <i>Very Good or Excellent</i> :	30%	62%
Rated their Understanding of Self Awareness as <i>Very Good or Excellent</i> :	36%	78%
Rated Importance of Personal Social Responsibility as <i>Very Good or Excellent</i> :	41%	78%

UC Merced Profile